

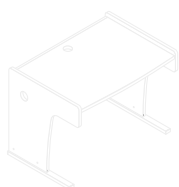
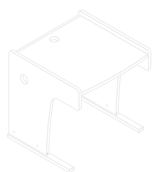


R2

MULTIMEDIA FURNITURE SYSTEM



Synsor

The R2 System offers Synsor's sturdy construction with more options for flexibility in the classroom.

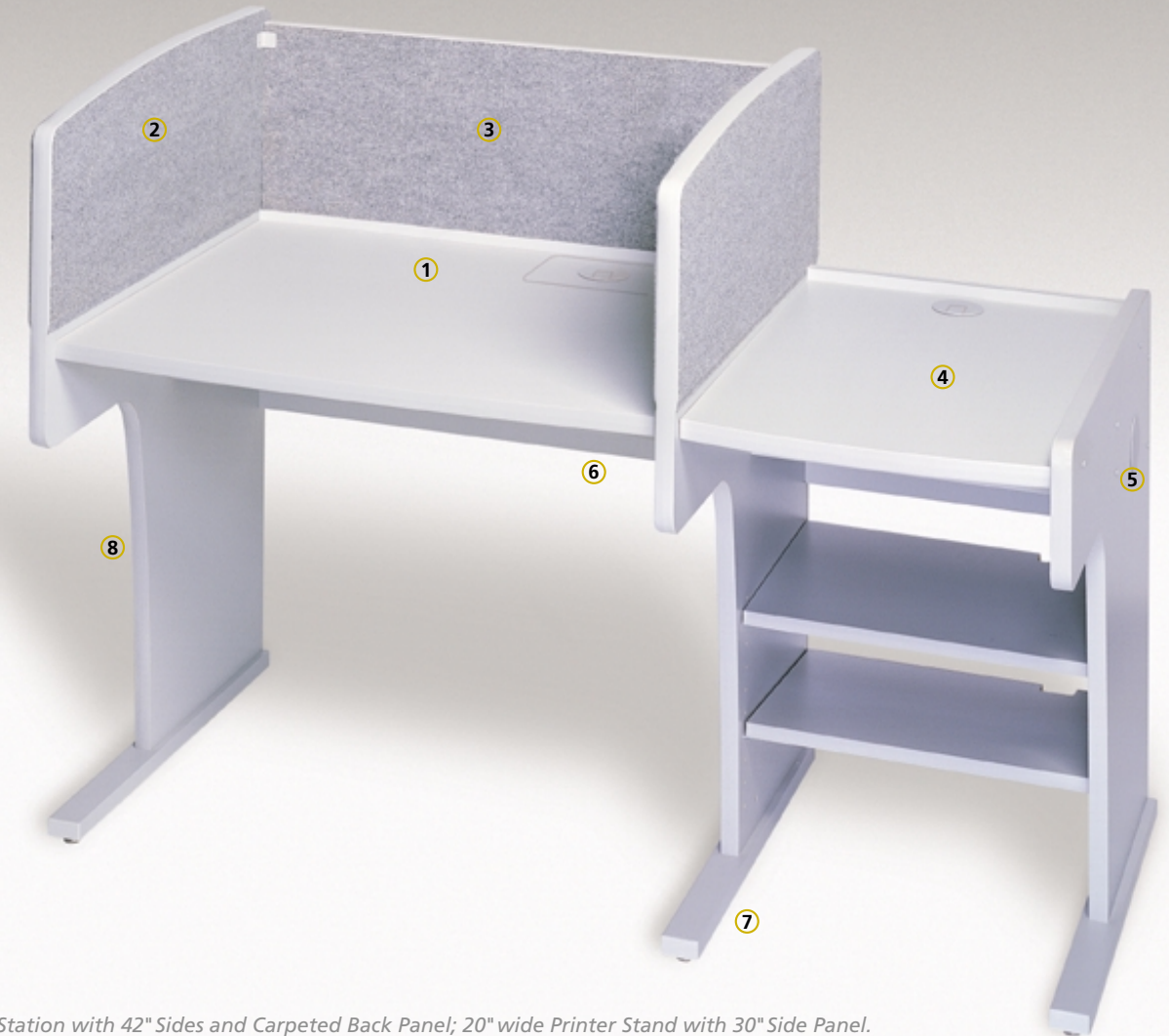
Customizable—Whether for use in a computer or language lab, all work surfaces are customized to hold the appropriate equipment.

A choice of side panel heights and back panels provides the ideal learning environment for any application.

Flexible—Designed for simple, efficient installation, the system allows for easy modification and expansion. A variety of modular shapes may be combined to create a wide range of configurations.

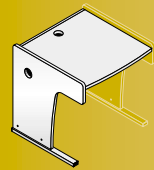
Rugged—High quality materials provide years of use. The components can be disassembled, moved to a new location and reassembled with no deterioration of the fasteners or structural integrity of the work stations.

- ① Cable hole with grommet and/or student deck cutout to customer's specifications
- ② Solid core side panels are carpeted above the work surface
- ③ Upper back panel available in safety glass, clear acrylic or acoustical carpet
- ④ 1" solid core work surface with high impact, low glare finish
- ⑤ Cutouts allow cables to run from station to station
- ⑥ Large raceway with sliding covers for easy access
- ⑦ Sturdy metal foot tube with adjustable glides
- ⑧ Matching T-mold on panel edges

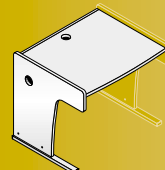


36" wide Work Station with 42" Sides and Carpeted Back Panel; 20" wide Printer Stand with 30" Side Panel.

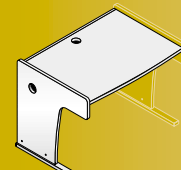
R2 MODULAR SECTIONS



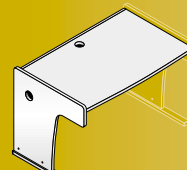
30" Workstation



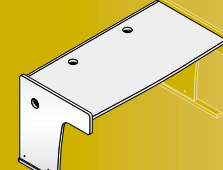
36" Workstation



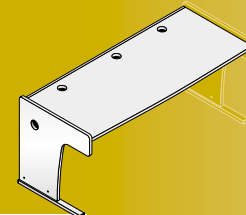
42" Workstation



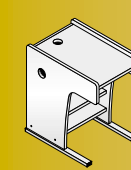
48" Workstation



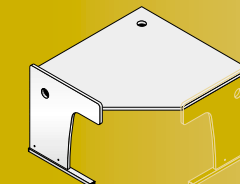
60" Workstation



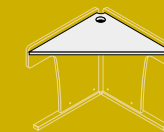
72" Workstation



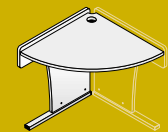
Printer Stand



Inside Corner Workstation



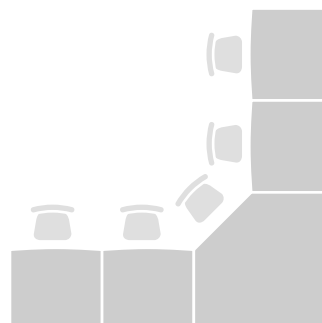
Outside Connector



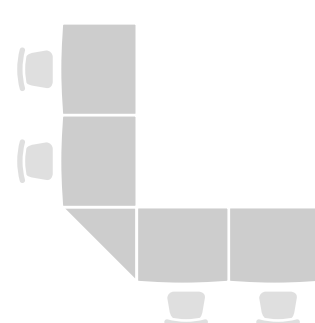
Quarter Round Connector



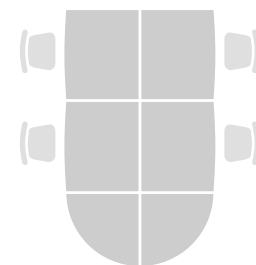
Wedge Connector



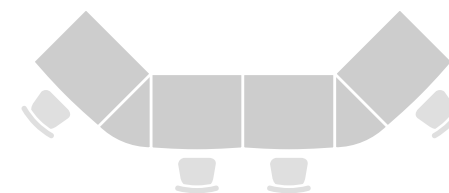
Inside Corner Unit



Outside Corner Connector



Two Quarter Round Connectors



Wedge Connectors

SYNSOR'S MODULAR SYSTEM

Each row begins with a stand alone starter unit and is expanded with adder sections as needed. Additional adder units may be joined on at any time.

Connector units provide multiple layout options:

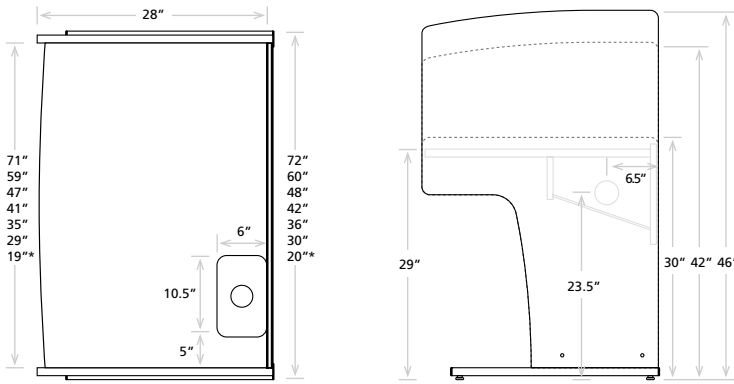
The outside corner connector joins two rows at a 90 degree angle,

and is designed to be used as a printer stand or shelf.

Attach a quarter round connector to the end of a row to create an attractive profile. Supported by its own side panel, it offers stability and convenience.

The 45 degree wedge connector allows for additional configurations.

OPTIONS AND ACCESSORIES



Work Surface with Optional Flip Top.
*Printer Stand Only

WORK STATIONS

Work stations are available in six widths, from 30" to 72". Side panels, in 30", 42" and 46" heights, may be combined with any width workstation. The 42" and 46" side panels, with acoustical carpet above the work surface, reduce noise and work surface clutter. Carpeted upper back panels further reduce noise and add a level of privacy for independent study, while the safety glass or clear acrylic are ideal for classroom situations.

PRINTER STAND

Rectangular printer stands are available in 20" and 30" widths and may be combined with side panels of any height. An extended back panel and two adjustable shelves provide storage space. The stands are designed to be used as stand alone units or they may be integrated in a row of student stations.


RACEWAYS

Full length, enclosed raceways provide ample room for cables and power. 3" holes in the side panels allow cables to run uninterrupted from station to station. Sliding raceway covers provide access for servicing, while keeping cables safely in the raceway.

COLOR OPTIONS

Folkstone Grey

Desert Sand



ADA COMPLIANCE

Any rectangular work station may be converted to comply with ADA standards by installing a 32" deep work surface.

UPPER BACK PANELS:

Carpeted High Back (15.75")
for use with 46" side panels

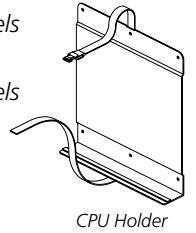
Carpeted Low Back (11.75")
for use with 42" and 46" side panels

Clear Acrylic (11.75")
for use with 42" and 46" side panels

Safety Glass (11.75")
for use with 42" and 46" side panels

FLIP TOP WITH GROMMET

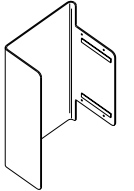
Provides desktop access to the raceway.



CPU Holder

CPU HOLDER

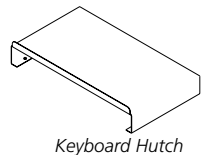
May be attached to left or right side panel. An adjustable Velcro strap securely holds the CPU in place.



CPU Shroud

CPU SHROUD

Fits between the CPU Holder and side panel to cover plugs and wires



Keyboard Hutch

KEYBOARD HUTCH

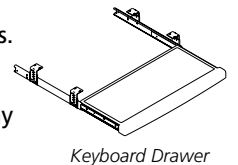
For keyboard storage on the desk top.

KEYBOARD DRAWER

Available in 24" or 30" widths.

MOBILE SHELF

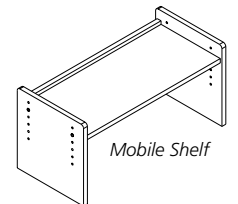
Available in 5 widths to fit any size work surface. Shelf is adjustable to six heights; sides and back are 14" high.



Keyboard Drawer

HEADSET HANGER

Attach to the side panel to keep equipment safely off the work surface.



Mobile Shelf

CARREL NUMBERS

Available for both glass and carpet panels.

METAL ANCHOR

Bolts side panel foot tubes to the floor.

Synsor

1920 Merrill Creek Parkway, Everett, WA 98203-5859
phone: 425.551.1300 | toll free: 800.426.0193 | fax: 425.551.1313

Copyright Synsor 2002

Area For Reseller's Stamp